

No.: H202312204372-08EN

SINORA HARD SHELL
Test report
(Environment Test)

total of 26 pages

GRG METROLOGY & TEST GROUP CO.,LTD.

February 2024



SINORA HARD SHELL

Test report

(Environment Test)

Customer : ProTech Co.Ltd

Manufacturer : ProTech Co.Ltd

Sample Model : SIN-07146-33BK-E

Sample Name : SINORA HARD SHELL

Test Date : January 19,2024~January 27,2024

SINORA HARD SHELL

Test report

(Environment Test)

Signed page

Write: *Chen Nanji* February 19, 2024

Audit: *Zhang Huaming* February 22, 2024

Approval: *Yuan Kang* February 22, 2024



The statement

1. The report is invalid without the "special seal for inspection and testing"; Partial copy of the report is invalid; Invalid report with redactions or missing pages; A report without the signature of the person who prepared, examined or approved it shall be invalid.
2. The client shall provide the sample information and be responsible for its authenticity; The content of the report is valid only for the sample sent this time.
3. If you have any objection to the contents of the report, please submit it to us in writing within 15 days after receiving the report.

Address: No.163 Pingyun Road, West of Huangpu Avenue, Tianhe district,
Guangzhou (510656)

Postal code: 510656

Contact number: (+86) 400-602-0999

Chuanzhen: (+86) 020-38698685, 38695185

Conclusion

From January 19, 2024 to January 27, 2024, Shenzhen Laboratory of Reliability and Environmental Engineering Division of GRG METROLOGY & TEST GROUP CO.,LTD. (hereinafter referred to as "laboratory") in accordance with MIL-STD-810H-2019 《 ENVIRONMENTAL ENGINEERING CONSIDERATIONS AND LABORATORY TESTS》 The temperature shock test, vibration test and drop test of SIN-07146-33BK-E SINORA HARD SHELL (number: H202312204372-0001) were completed according to the test conditions and test methods. During the test, the appearance inspection results of the tested products were in line with the requirements of the prescribed conformity criteria.

GRG METROLOGY & TEST GROUP CO.,LTD



Directory

| | |
|---|----|
| 1 Trial overview | 6 |
| 1.1 TASK SOURCE AND BASIS FOR COMPILATION | 6 |
| 1.2 NATURE AND PURPOSE OF THE TEST | 6 |
| 1.3 SUBJECT | 6 |
| 1.4 TEST COMPANION | 7 |
| 1.5 THE START AND END TIME AND TEST PLACE OF THE TEST | 8 |
| 1.6 TEST ENVIRONMENT AND CONDITIONS | 8 |
| 1.7 TEST THE COMPLETION OF THE PROJECT | 8 |
| 1.8 THE UNITS AND PERSONNEL PARTICIPATING IN THE TEST | 8 |
| 1.9 ANY OTHER QUESTIONS THAT NEED TO BE ADDRESSED | 9 |
| 2 Trial contents and results | 9 |
| 2.1 TEMPERATURE SHOCK TEST TEST | 9 |
| 2.2 VIBRATION TEST | 11 |
| 2.3 DROP TEST | 13 |
| 3 The main problems in the test and their treatment | 14 |
| 4 Conclusion | 14 |
| 4.1 ENVIRONMENTAL TEST STANDARDS | 14 |
| 5 Existential Questions and Suggestions | 16 |
| 6 List of attachments | 16 |
| Attachment 1 Test items and requirements | 17 |
| Attachment 2 Typical test pictures | 18 |

1 Trial overview

1. 1 Task source and basis for compilation

1. 1. 1 Task Sources

H202312204372 Service order for temperature shock test, vibration test and drop test commissioned by ProTech Co.Ltd

1. 1. 2 Basis of preparation

MIL-STD-810H-2019 ENVIRONMENTAL ENGINEERING CONSIDERATIONS
AND LABORATORY TESTS

H202312204372 Test record

1. 2 Nature and purpose of the test

1. 2. 1 Nature of the trial

Omitted.

1. 2. 2 Purpose of trial

Omitted.

1. 3 Subject

1. 3. 1 General picture of the subject

See Fig.1-1 for the full picture of the subjects in this experiment.




Figure 1-1 Full picture of subjects ((Test No. : H202312204372-0008)

1. 3. 2 Subject name, code, quantity, batch number (No.) and contractor

The subject of this test is a SINORA HARD SHELL, the research and production unit is ProTech Co.Ltd, the quantity is 1 piece, the subject model is SIN-07146-33BK-E, the test number is H202312204372-0008.

The test product was delivered to the test unit on January 19, 2024.

1. 3. 3 Subject function

Omitted.

1. 3. 4 Subject composition

Omitted.

1. 3. 5 Description of the subject's technical status

Not provided by client.

1. 4 Test companion

There are no companions for this environmental test.

1.5 The start and end time and test place of the test

1.5.1 Test time

From January 19, 2024 to January 27, 2024.

1.5.2 Trial Site

Location: Shenzhen Laboratory of GRG METROLOGY & TEST GROUP CO.,LTD.。

Test address: No. 10, Dafu Industrial Zone, Guanlan Street, Longhua District, Shenzhen, Guangdong Province。

Table 1-2 shows the assignment of specific test sites and description of subjects。

Table 1-2 Test items, test time, place and description of the tested equipment

| Serial Number | Trial items | Trial time | Trial location | Test number |
|---------------|------------------------|-----------------------|---------------------|--------------------|
| 1 | Temperature shock test | 2024.01.20~2024.01.21 | Shenzhen Laboratory | H202312204372-0008 |
| 2 | Vibration test | 2024.01.21~2024.01.26 | Shenzhen Laboratory | H202312204372-0008 |
| 3 | Drop test | 2024.01.25~2024.01.27 | Shenzhen Laboratory | H202312204372-0008 |

1.6 Test environment and conditions

During the test, the actual atmospheric conditions are:

- a) Temperature: 24°C ~ 30°C.
- b) Relative humidity: 25% ~ 45%.
- c) Air pressure: 100kPa ~ 101kPa.

1.7 Test the completion of the project

In this environmental test, the subjects have completed the specified temperature shock test, vibration test and drop test.

1.8 The units and personnel participating in the test

Table 1-3 Information of participating units and personnel

| Serial Number | Units | Name | Remarks |
|---------------|-------------------------------------|-------------|--------------|
| 1 | GRG METROLOGY & TEST GROUP CO.,LTD. | Zhang Zesen | Participants |
| 2 | GRG METROLOGY & TEST GROUP CO.,LTD. | ChenNanji | Participants |

1.9 Any other questions that need to be addressed

1.9.1 Test equipment

The test equipment used in the test is shown in Table 1-4.

Table 1-4 Test equipment

| Serial Number | Name | Model number | Number | Calibration expiration range | Test items | Remarks |
|---------------|---|------------------|---------------------|------------------------------|------------------------|---------|
| 1 | Walk-in temperature and humidity test chamber | UC13-70150-R | 181197 | 2023.02.27~2024.02.27 | Temperature shock test | / |
| 2 | Rapid temperature change test chamber | HQTH-1012-10-70W | HGX02023 0605A-GDJL | 2023.11.18~2024.11.17 | | / |
| 3 | Digital electric vibration test system | ES-50-445 | D1604138 | 2023.02.02~2024.02.01 | Vibration test | / |
| 4 | General-purpose Class acceleration senso | U1S502 | 2011001 | 2023.02.25~2024.02.24 | | |
| 5 | General-purpose Class acceleration senso | U1S502 | 2011003 | 2023.04.23~2024.04.22 | | |
| 6 | Single wing drop tester | TG-6301-AS1 | 201704007 | 2023.08.15~2024.08.14 | Drop test | / |

1.9.2 Instrumentation

None.

2 Trial contents and results

2.1 Temperature shock test test

2.1.1 Purpose of the test

Omitted.

2.1.2 Trial conditions

Temperature shock test The test conditions are as follows:

- a) High temperature: 70℃;
- b) Low temperature: -10℃;
- c) Holding time: the high temperature section and the low temperature section are held for 2h respectively;
- d) Conversion time: no more than 1min;
- e) Number of cycles: 3。

2. 1. 3 Test method

The test was conducted according to the test method specified in “MIL-STD-810H-2019”。

a) Pre-test detection

Before the test, the test subject shall be inspected in accordance with the requirements of Annex 1 under the standard atmospheric conditions of the test。

b) Installation of the subject

Place the test subject flat on the shelf of the temperature impact test box, and in the effective volume of the test box, the air in the box can flow freely. See Attachment 2 for the actual placement status of the subject。

c) Test run

The temperature shock test is carried out on the subject according to the test conditions specified in 2.1.2. The test started from the low temperature stage. During the test, the high temperature was 70℃, the low temperature was -10℃, the holding time of high and low temperature was 2h, and the conversion time of high and low temperature was about 60s. A total of 3 cycles were carried out。

d) Recovery treatment

At the end of the experiment, the subject was in the low temperature zone of -10℃, and when the temperature in the box naturally returned to the laboratory temperature, the door of the box was opened to restore the subject under the standard atmospheric conditions of the test for 2h。

e) Post-test detection

After the test, the appearance inspection of the subject is carried out in accordance with the requirements of Annex 1 under the standard atmospheric conditions of the test. The results are shown in Table 4-1。

During the test, the test equipment ran normally and met the test conditions stipulated in Article 2.1.2. See Annex 2 for the interface diagram of the test temperature。

2. 1. 4 Test results

Temperature shock test results are as follows:

The appearance inspection results of the test subjects are shown in Table 4-1。

2. 1. 5 Project conclusion

During the experiment, the appearance inspection results of the tested products meet the requirements of conformity criteria.

2. 2 Vibration test

2. 2. 1 Purpose of test

Omitted.

2. 2. 2 Trial conditions

The vibration test conditions are as follows:

a) Test axis: X axis (transverse), Y axis (longitudinal), Z axis (vertical), axis definition is shown in Figure 2-1, vibration test magnitude is shown in Table 2-1 and Table 2-2.

b) Test time: The vibration test time is 1h per axial direction.




Figure 2-1 Axial definition of the subject

Table 2-1 vibration test magnitude- Road Transportation

| Z axis Vertical | | X axis Landscape | | Y axis Portrait | | Test axis and time |
|-------------------------------|-------------------------------------|-------------------------------|-------------------------------------|-------------------------------|-------------------------------------|--|
| Frequency (Hz) | Acceleration ((g) ² /Hz) | Frequency (Hz) | Acceleration ((g) ² /Hz) | Frequency (Hz) | Acceleration ((g) ² /Hz) | |
| 5 | 0.015 | 5 | 0.00013 | 5 | 0.0065 | X axis: 1h Y axis: 1h Z axis: 1h |
| 40 | 0.015 | 10 | 0.00013 | 20 | 0.0065 | |
| 500 | 0.00015 | 20 | 0.00065 | 120 | 0.0002 | |
| / | / | 30 | 0.00065 | 121 | 0.003 | |
| / | / | 78 | 0.00002 | 200 | 0.003 | |
| / | / | 79 | 0.00019 | 240 | 0.0015 | |
| / | / | 120 | 0.00019 | 340 | 0.00003 | |
| / | / | 500 | 0.00001 | 500 | 0.00015 | |
| Root-mean-square value: 1.08g | | Root-mean-square value: 0.21g | | Root-mean-square value: 0.76g | | |

Table 2-2 vibration test magnitude- Jet C-5

| Frequency (Hz) | Acceleration ((g) ² /Hz) | Left slope (dB/Oct) | Right slope (dB/Oct) | Test axis and time |
|-------------------------------|-------------------------------------|---------------------|----------------------|--------------------|
| 15 | 0.003 | 0 | 0 | |
| 1000 | 0.003 | 0 | -6 | |
| 2000 | 0.0007 | -6 | 0 | |
| Root-mean-square value: 2.11g | | | | |

2. 2. 3 Test method

The test was conducted according to the test methods specified in MIL-STD₇ 810H-2019 Method 514 for Road Transport and Jet C-5.

a) Pre-test detection

The test result after the temperature shock test of the subject is taken as the test result before the test.

b) Installation of the subject

The subject is rigorously fixed on the shaking table surface through the aluminum bar and screw, and the control sensor is installed near the connection position of the subject. The two-point average control method is adopted. First, the Y-axis of the subject is examined. See attachment 2 for the actual installation status of the subject.

c) Test run

Step 1: According to the experimental conditions stipulated by 2.2.2 table 2-1, the test of 1h" road transport "was first tested for the trial product z axis. During the test period of the vibration, the test is not effective.

Step 2: Change the axial direction of the subject, and conduct the vibration test of the subject in X axis and Z axis for 1h respectively. See Attachment 2 for the actual installation status of the subject.

Step 3: After the experiment, the test condition of the test product y axis was tested by 2.2.2 table 2-2. During the test period of the vibration, the test is not effective.

Step 4: Change the axial direction of the subject, and conduct 1h vibration test on the Y axis and X axis of the subject in turn. See Attachment 2 for the actual installation status of the subject.

d) Post-test detection

After the test, the appearance inspection of the subject is carried out in accordance with the requirements of Annex 1 under the standard atmospheric conditions of the test. The results are shown in Table 4-2.

During the test, the test equipment ran normally and met the test conditions stipulated in Article 2.2.2. See Annex 2 for the test control spectrum diagram.

2. 2. 4 Test results

The vibration test results are as follows:

The appearance inspection results of the test subjects are shown in Table 4-2.

2. 2. 5 Project conclusion

During the experiment, the appearance inspection results of the tested products meet the requirements of conformity criteria.

2. 3 Drop test

2. 3. 1 Purpose of test

Omitted.

2. 3. 2 Test condition

The test conditions of the subjects are shown in Table 2-3.

Table 2-3 drop test conditions

| Drop surface | Drop height (cm) | Number of falls | Trial number |
|--------------|------------------|------------------------------------|--------------------|
| 12 edges | 122 | Every edge one times, twelve times | H202312204372-0008 |
| 8 Angles | 122 | Every Angle one times, eight times | |
| 6 faces | 122 | Every face one times, six times | |

2.3.3 Test methods

The test was conducted in accordance with the test method specified in MIL-STD-810H-2019 Method 516.8。

a) Pre-test detection

The test result after the vibration test is taken as the test result before the test。

b) Installation of the subject

The subjects are placed on the test table, and the sample is installed in attachment 2。

c) Test run

Step 1: Press 2.3.2 table 2-3 test conditions to place the subjects on the drop shelf, in height 122cm, to fall on the 12 edges of the subjects。

Step 2: the transformation is tested in order to drop the eight angles and six faces. The actual installation status of the test is shown in attachment 2。

d) Post-test detection

After the test, the appearance inspection of the subject is carried out in the standard atmospheric conditions of the test according to the requirements of Annex 1, and the results are shown in Table 4-3。

2.3.4 Test results

Drop test results are as follows:

The appearance inspection results of the subjects are shown in Table 4-3。

2.3.5 Project conclusion

During the experiment, the appearance inspection results of the tested products meet the requirements of conformity criteria。

3 The main problems in the test and their treatment

In the test, no failure occurred in the subject。

4 Conclusion

4.1 Environmental test standards

From January 19, 2024 to January 27, 2024, Shenzhen Laboratory of Reliability and Environmental Engineering Division of GRG METROLOGY & TEST GROUP

CO.,LTD.in accordance with MIL-STD-810H-2019 《 ENVIRONMENTAL ENGINEERING CONSIDERATIONS AND LABORATORY TESTS 》 The temperature shock test, vibration test and drop test of SIN-07146-33BK-E SINORA HARD SHELL (number: H202312204372-0008) were completed according to the test conditions and test methods.During the test, the appearance inspection results of the tested products were in line with the requirements of the prescribed conformity criteria.

In summary, SINORA HARD SHELL passed the environmental test.。

Table 4-1 Summary table of test results of temperature shock test

| Serial number | Trial items | Test items | Test number | Test requirements and conformity criteria | Test results |
|---------------|-------------------------------------|-------------------|--------------------|---|-----------------|
| 1 | Check before temperature shock test | Visual inspection | H202312204372-0008 | The appearance of the subject should not be cracked, unglued or damaged | Good appearance |
| 2 | Check after temperature shock test | Visual inspection | H202312204372-0008 | The appearance of the subject should not be cracked, unglued or damaged | Good appearance |

Table 4-2 Summary of vibration test results

| Serial number | Trial items | Test items | Test number | Test requirements and conformity criteria | Test results |
|---------------|--|-------------------|--------------------|---|-----------------|
| 1 | Check before the "road transport" vibration test | Visual inspection | H202312204372-0008 | The appearance of the subject should not be cracked, unglued or damaged | Good appearance |
| 2 | Check in "road transport" vibration test (after Y axis test) | Visual inspection | H202312204372-0008 | The appearance of the subject should not be cracked, unglued or damaged | Good appearance |
| | Check in "road haulage" vibration test (after X-axis test) | Visual inspection | H202312204372-0008 | The appearance of the subject should not be cracked, unglued or damaged | Good appearance |
| | Check in "road transport" vibration test (after Z-axis test) | Visual inspection | H202312204372-0008 | The appearance of the subject should not be cracked, unglued or damaged | Good appearance |
| 3 | "Road haulage" after vibration test check | Visual inspection | H202312204372-0008 | The appearance of the subject should not be cracked, unglued or damaged | Good appearance |

Table 4-2 Summary of vibration test results (Continuation of table 4-2)

| Serial number | Trial items | Test items | Test number | Test requirements and conformity criteria | Test results |
|---------------|---|-------------------|---------------------|---|-----------------|
| 4 | Check before the "Jet C-5" vibration test check | Visual inspection | H20231220437 2-0008 | The appearance of the subject should not be cracked, unglued or damaged | Good appearance |
| 5 | Check in "Jet C-5" vibration test (after Z-axis test) | Visual inspection | H20231220437 2-0008 | The appearance of the subject should not be cracked, unglued or damaged | Good appearance |
| | Check in "Jet C-5" vibration test (after Y-axis test) | Visual inspection | H20231220437 2-0008 | The appearance of the subject should not be cracked, unglued or damaged | Good appearance |
| | Check in "Jet C-5" vibration test (after X-axis test) | Visual inspection | H20231220437 2-0008 | The appearance of the subject should not be cracked, unglued or damaged | Good appearance |
| 6 | "Jet C-5" after vibration test check | Visual inspection | H20231220437 2-0008 | The appearance of the subject should not be cracked, unglued or damaged | Good appearance |

Table 4-3 Summary of drop test results

| Serial number | Trial items | Test items | Test number | Test requirements and conformity criteria | Test results |
|---------------|------------------------|-------------------|---------------------|---|-----------------|
| 1 | Check before drop test | Visual inspection | H20231220437 2-0008 | The appearance of the subject should not be cracked, unglued or damaged | Good appearance |
| 2 | Check after drop test | Visual inspection | H20231220437 2-0008 | The appearance of the subject should not be cracked, unglued or damaged | Good appearance |

5 Existential Questions and Suggestions

None.

6 List of attachments

This report includes 2 annexes as follows:

- a) Attachment 1: Test items and requirements.
- b) Attachment 2: Typical test pictures.

Attachment 1 Test items and requirements

Schedule 1.1 Test Items and Requirements-Before/After test

| Serial number | Test items | Test requirements/criteria of conformity |
|---------------|-------------------|---|
| 1 | Visual inspection | The appearance of the subject should not be cracked, unglued or damaged |


Schedule 1.2 Test items and requirements-Under test

| Serial number | Test items | Test requirements/criteria of conformity |
|---------------|-------------------|---|
| 1 | Visual inspection | The appearance of the subject should not be cracked, unglued or damaged |

Attachment 2 Typical test pictures



Attached figure 2.1 Temperature shock test subject placement diagram (H202312204372-0008)



Attached figure 2.2 Temperature shock test equipment running interface - high temperature box (H202312204372-0008)



Attached figure 2.3 Temperature impact test subject placement diagram (H202312204372-0008)



Attached figure 2.4 Temperature shock test equipment running interface-cryogenic box (H202312204372-0008)



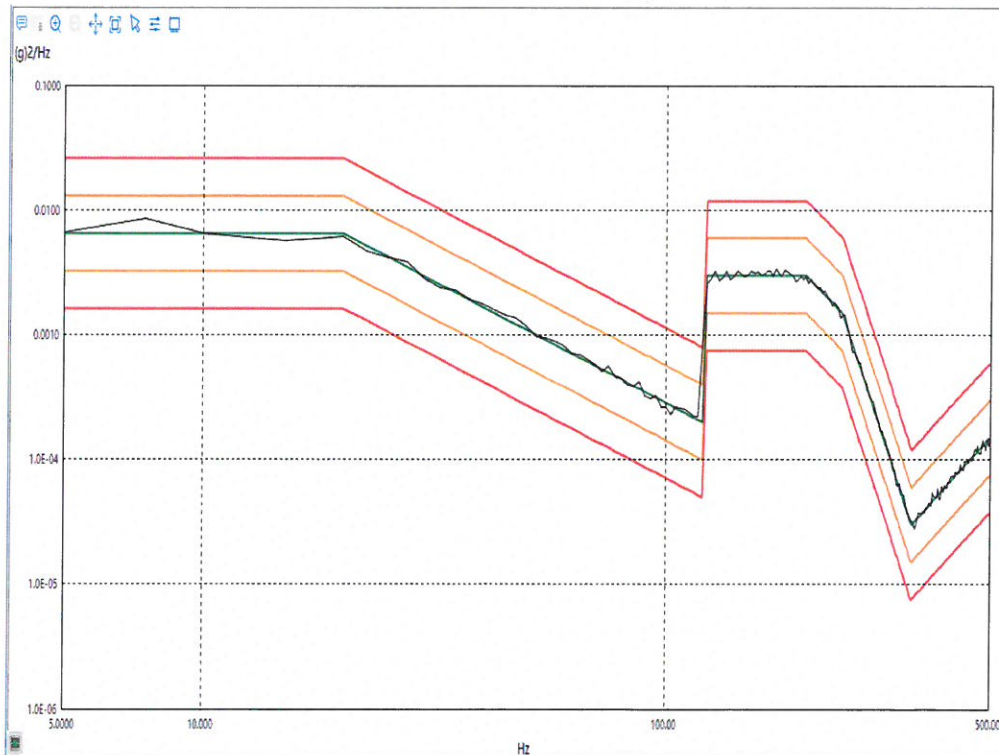
Attached figure 2.5 The vibration test is typically set up by the sample-Y axis (H202312204372-0008)



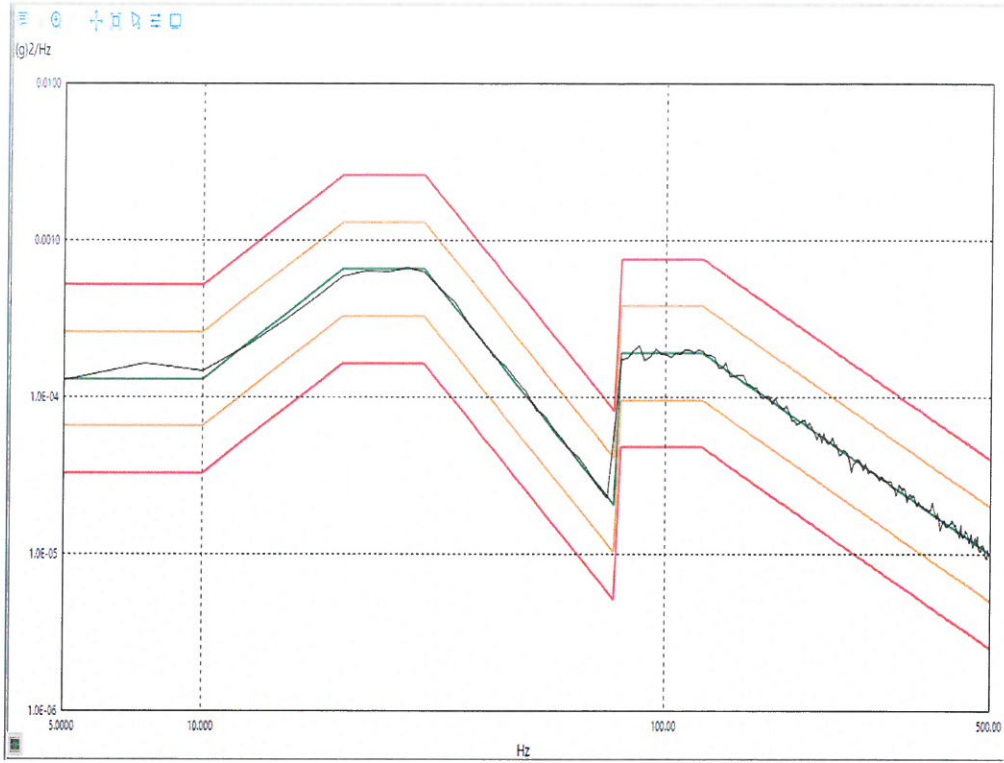
Attached figure 2.6 The vibration test is typically set up by the sample-X axis (H202312204372-0008)



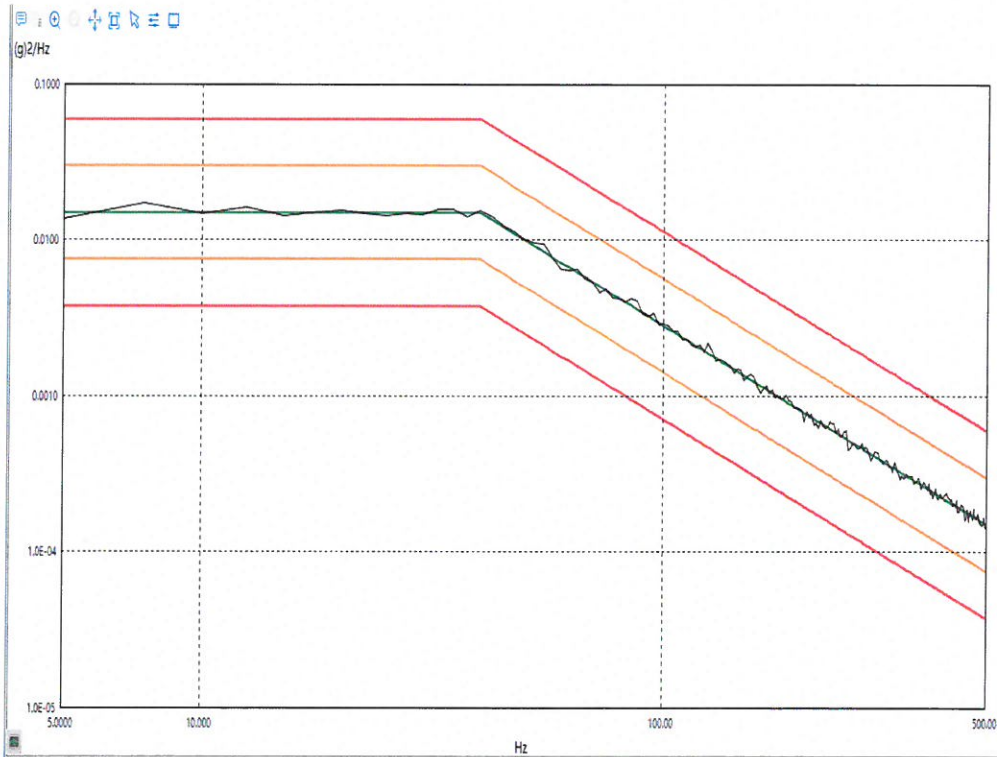
Attached figure 2.7 The vibration test is typically set up by the sample-Z axis (H202312204372-0008)



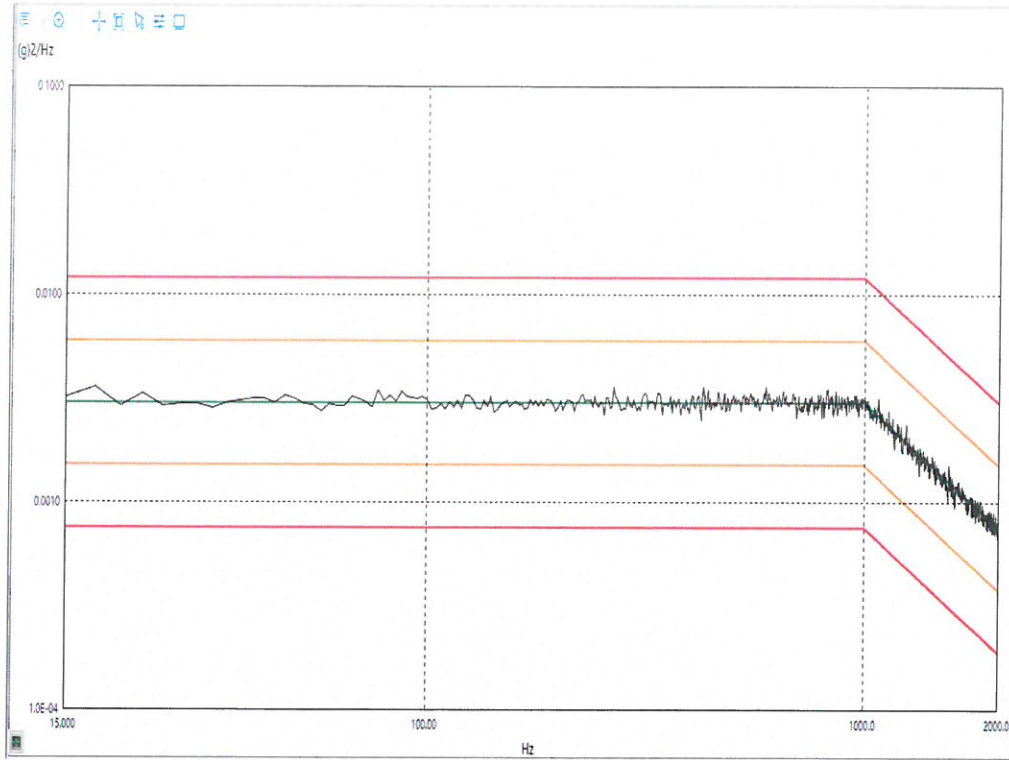
Attached figure 2.8 Y-axis of "Road Transportation" vibration test Control diagram



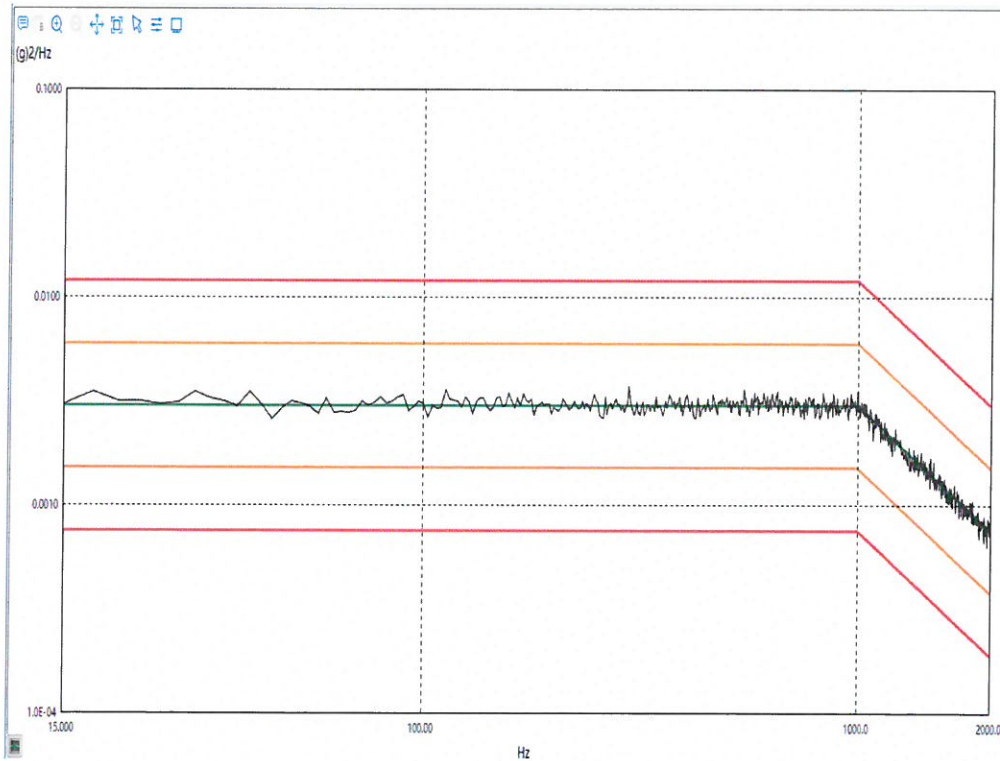
Attached figure 2.9 X-axis of "Road Transportation" vibration test Control diagram



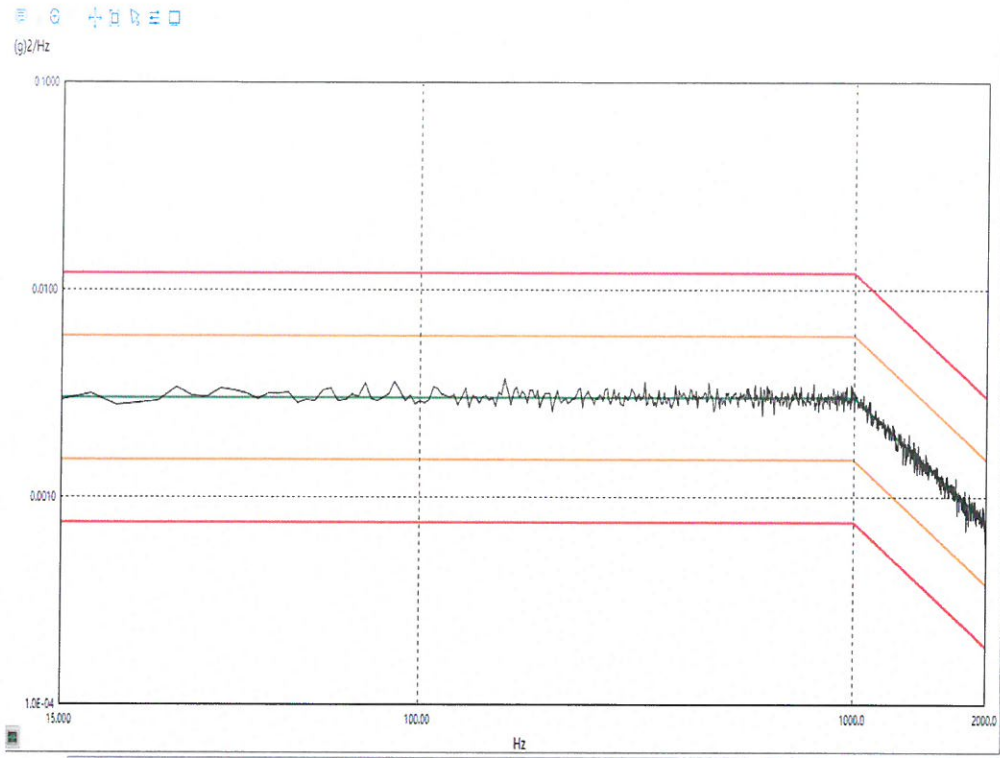
Attached figure 2.10 Z-axis of "Road Transportation" vibration test Control diagram




Attached figure 2.11 Z-axis diagram of "Jet C-5" vibration test control diagram




Attached figure 2.12 Y-axis diagram of "Jet C-5" vibration test control diagram




Attached figure 2.13 X-axis diagram of "Jet C-5" vibration test control diagram




Attached figure 2.14 Drop test subjects erection typical diagram - edge



Attached figure 2.15 Drop test subjects set up typical graph-angles



Attached figure 2.16 Drop test subjects set up typical figure-face



Attached figure 2.17 drawing of drop height 122cm (H202312204372-0008)



Attached figure 2.18 drawing of appearance inspection of subject
(H202312204372-0008)

——报告结束——

品质成就未来



广电计量检测集团股份有限公司
GRG METROLOGY & TEST GROUP CO.,LTD.

地址：广州市天河区黄埔大道西平云路 163 号

Add: No.163 Pingyun Road, West of Huangpu Avenue, Tianhe district, Guangzhou

邮编 (Postal Code) : 510656

电话 (Tel) : (+86) 400-602-0999

传真 (Fax) : (+86) 020-38698685、38695185

邮箱 (E-mail) : grgtest@grgtest.com

网址 (Web) : [Http://www.grgtest.com](http://www.grgtest.com)